缓冲环 Rod Buffer

技术参数 Technical Details

	公制 Metric	英制 Inch
工作条件 Operating Conditions		
最大速度 Maximum Speed	1.0 m/sec	3.0 ft/sec
温度范围 Temperature Range	-45°C +110°C	-50 °F +230 °F
最大压力 Maximum Pressure	700 bar	10,000 p.s.i.

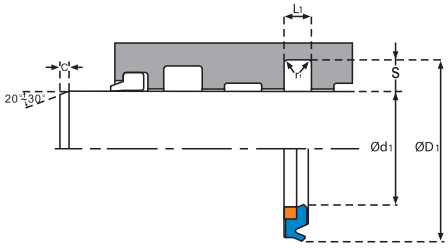

最大挤出间隙 Maximum extrusion gap

最大挤出间隙值显示了最大的单边允许间隙，最小活塞杆直径和最大间隙。参考沟槽设计部分。

Figures show the maximum permissible gap all on one side using minimum rod Ø and maximum clearance Ø. Refer to Housing Design section.

660

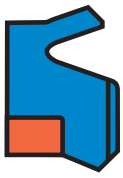

压力 Pressure bar	160	250	400	500	700
最大间隙 Maximum Gap（S≤6）mm	0.6	0.5	0.4	0.3	0.2
最大间隙 Maximum Gap（S>6）mm	1.0	0.8	0.6	0.4	0.25
压力 Pressure p.s.i.	2400	3750	6000	7500	10,000
最大间隙 Maximum Gap（S≤0. 250）in	0.024	0.020	0.016	0.012	0.008
最大间隙 Maximum Gap（S>0. 250）in	0.040	0.032	0.024	0.016	0.010

表面粗糙度 Surface Roughness	**µmRa**	**µmRt**	**µinCLA**	**µinRMS**
动密封面 Dynamic Sealing Face $Ød_1$	0.1< >0.4	4 max	4< >16	5< >18
静密封面 Static Sealing Face L_1	1.6 max	10 max	63 max	70 max
静态沟槽面 Static Housing Faces $ØD_1$ L_1	3.2 max	16 max	125 max	140 max

斜面和半径 Chamfers & Radii

沟槽截面 Groove Section≤S mm	3.75	5.50	7.75	10.50
最小倒角 Min Chamfer C mm	3.00	3.50	5.00	7.50
最大圆角半径 Max Fillet Rad r_1 mm	0.50	0.70	1.20	1.60
沟槽截面 Groove Section≤S in	0.150	0.215	0.306	0.413
最小倒角 Min Chamfer C in	0.125	0.140	0.200	0.300
最大圆角半径 Max Fillet Rad r_1 in	0.020	0.028	0.047	0.062

公差 Tolerances	**$ød_1$**	**$øD_1$**	**L_1 mm**
mm	f9	H10	+0.25-0
in	f9	Js11	+0.010-0

设计说明 Design

Hallite 660型是一种高性能缓冲密封件。它可以和普通的PTFE缓冲密封件沟槽尺寸互换。

此密封件用Hythane® 181聚氨酯材料制成，适用于阀门作用，避免在缓冲环和杆密封之间产生过多的压力。聚甲醛挡圈的安装，在冲击压力负荷下能提供最大的抗挤出力。

The Hallite 660 is a buffer seal developed to work in conjunction with high performance rod seal. It is interchangeable with common PTFE buffer seal housings.

The seal, which is manufactured in Hythane® 181 , is designed to provide a valve action to prevent excessive pressure build up in the cavity between the buffer seal and the rod seal. A polyacetal anti-extrusion ring is fitted to provide maximum extrusion resistance againest shock pressure loads.

特点 Features

- 在低压时，660 可带油到主密封，避免干摩擦
- 在高压或冲压时，可起到良好的密封效果，保护主密封
- 在困压时，可快速释放压力（比同类产品低）
- 容易安装
- 使用寿命长

- T660 allow oils to reach the primary seal at low pressure preventing the primary seal from running dry.
- It will self energized for maximum sealability at high pressure or during shock load to protect the primary seal from it.
- If there is ever a pressure trap, it will release the trapped pressure at the lowest level when comparing to other buffers in the market.
- Easy installation
- Long life

Hallite

660

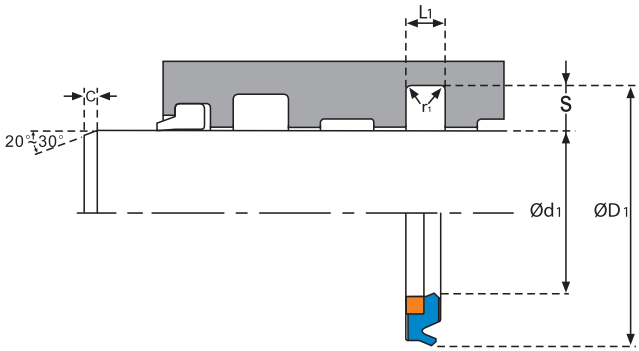

Ød1	TOL f9	ØD1	TOL H10	L1 +0.25-0	PART No.
40	-0.025 -0.087	55.5	+0.120 -0.000	6.3	4634310
50	-0.025 -0.087	65.5	+0.120 -0.000	6.3	4649610
55	-0.030 -0.104	70.5	+0.120 -0.000	6.3	4634410
60	-0.030 -0.104	75.5	+0.120 -0.000	6.3	4634510
65	-0.030 -0.104	80.5	+0.140 -0.000	6.3	4634610
70	-0.030 -0.104	85.5	+0.140 -0.000	6.3	4634710
75	-0.030 -0.104	90.5	+0.140 -0.000	6.3	4634810
80	-0.030 -0.104	95.5	+0.140 -0.000	6.3	4634910
85	-0.036 -0.123	100.5	+0.140 -0.000	6.3	4635010
90	-0.036 -0.123	105.5	+0.140 -0.000	6.3	4635110
95	-0.036 -0.123	110.5	+0.140 -0.000	6.3	4635210
100	-0.036 -0.123	115.5	+0.140 -0.000	6.3	4635310
105	-0.036 -0.123	120.5	+0.160 -0.000	6.3	4635410
110	-0.036 -0.123	125.5	+0.160 -0.000	6.3	4635510
115	-0.036 -0.123	130.5	+0.160 -0.000	6.3	4635610
120	-0.036 -0.123	135.5	+0.160 -0.000	6.3	4635710
125	-0.043 -0.143	140.5	+0.160 -0.000	6.3	4635810
130	-0.043 -0.143	145.5	+0.160 -0.000	6.3	4635910